



COMUNE DI PONT CANAVESE CITTA' METROPOLITANA DI TORINO

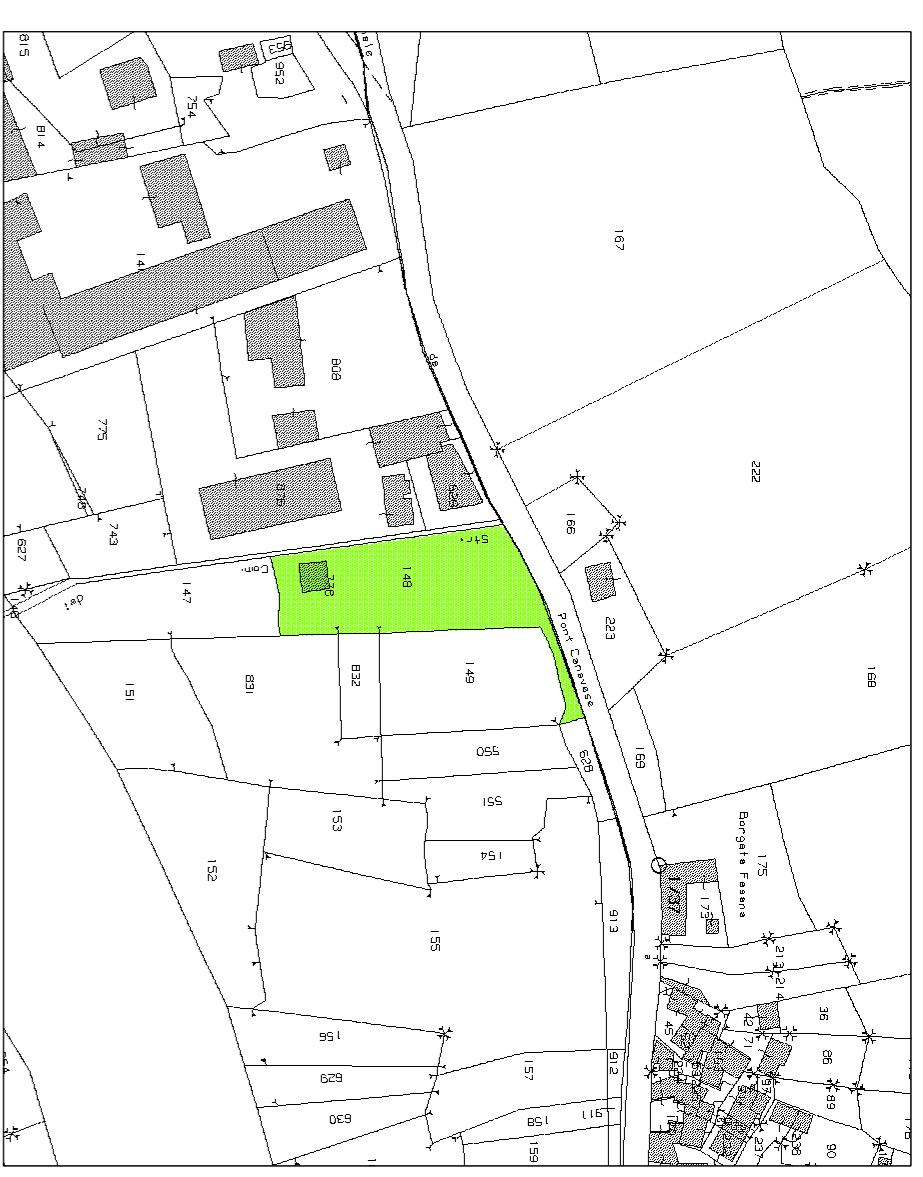
MESSA IN SICUREZZA LAVORI DI MIGLIORAMENTO DI INNESTO DI
VIABILITA' COMUNALE AL KM 38+800 DELLA SP 460 DEL GRAN
PARADISO ACCESSO SCUOLA ELEMENTARE E STRADE DIVERSE

LOCALIZZAZIONE INTERVENTO SULLA SP 460 DEL GRAN PARADISO, RILIEVO DELLO STATO DI FATTO E DOCUMENTAZIONE FOTOGRAFICA

Data emissione: 04-05-2017	FASE DI PROGETTAZIONE PROGETTO ESECUTIVO	TAV. 1
PROGETTISTA E DIRETTORE LAVORI Geom. Federico GOGLIO Via Sema n. 9 - PONT CANAVESE (TO) e-mail: federico.goglio@comune.pontcanavese.it C.F.: GOGLFED01402881 P.IVA: 008484610011	PROGETTISTA E DIRETTORE LAVORI STRUTTURALE E COORDINATORE PER LA SICUREZZA Arch. Roberto ZAMIN Fraz. Proprietaria - PONT CANAVESE (TO) e-mail: arch.robertozamin@gmail.com C.F.: ZAMROB01402881 P.IVA: 008484610011	IL RESPONSABILE LUNGO DEL PROCEDIMENTO Geom. Anna AIROLDI

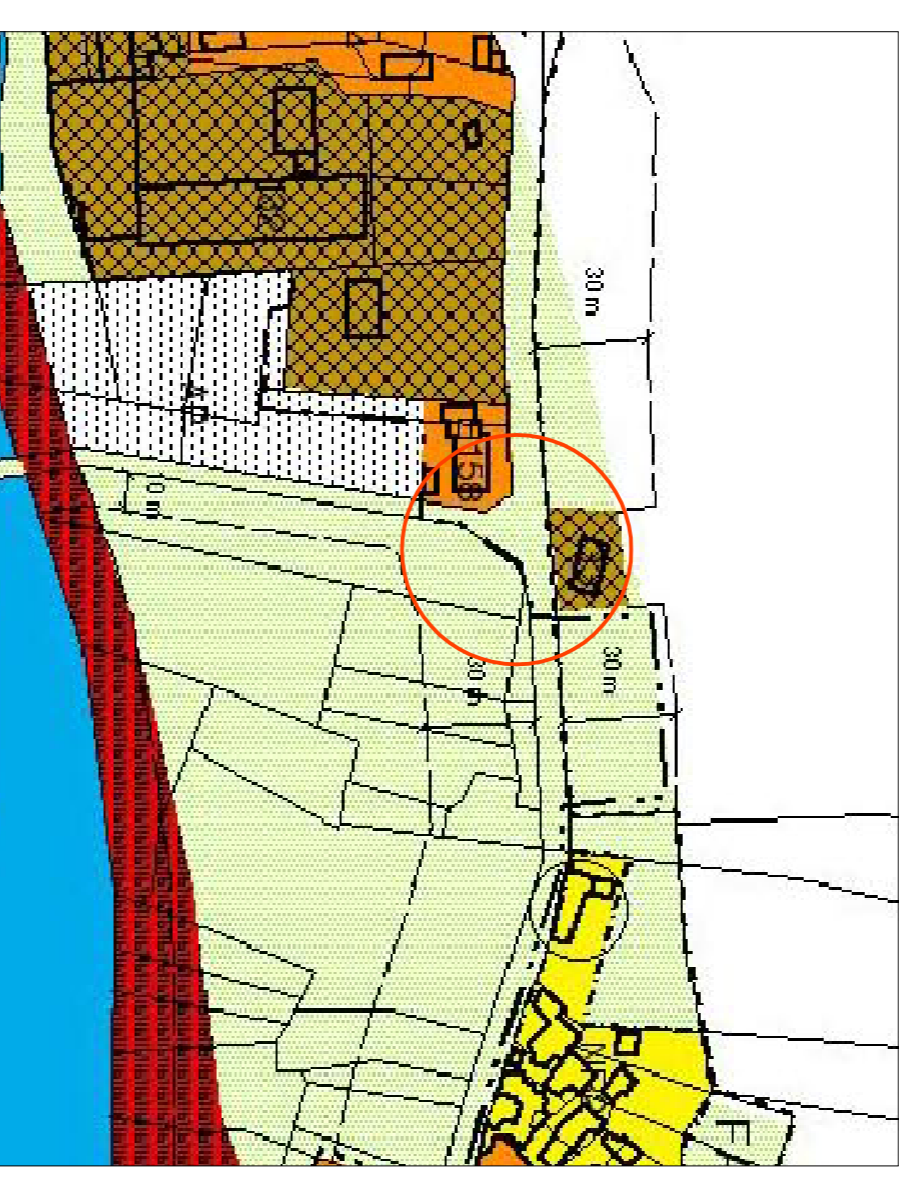
1	100	1500	300,0000	104,38000	10,2131	1,530
2	100	1500	356,88250	103,83900	17,151	1,530
3	100	1500	341,02100	102,90000	22,517	1,530
4	100	1500	332,78740	102,31100	32,056	1,530
5	100	1500	337,07280	98,68840	29,215	1,530
6	100	1500	342,11380	103,80660	15,341	1,530
7	100	1500	321,05850	101,07810	76,600	1,530
8	100	1500	327,11380	101,79510	76,868	1,530
9	100	1500	320,98200	101,19400	67,728	1,530
10	100	1500	322,67100	101,91500	51,086	1,530
11	100	1500	329,83200	101,56400	41,849	1,530
12	100	1500	327,01380	101,56400	41,849	1,530
13	100	1500	322,28860	101,91010	31,352	1,530
14	100	1500	322,28860	101,91010	31,352	1,530
15	100	1500	322,28860	101,91010	31,352	1,530
16	100	1500	322,28860	101,91010	31,352	1,530
17	100	1500	322,28860	101,91010	31,352	1,530
18	100	1500	322,28860	101,91010	31,352	1,530
19	100	1500	322,28860	101,91010	31,352	1,530
20	100	1500	322,28860	101,91010	31,352	1,530
21	100	1500	322,28860	101,91010	31,352	1,530
22	100	1500	322,28860	101,91010	31,352	1,530
23	100	1500	322,28860	101,91010	31,352	1,530
24	100	1500	322,28860	101,91010	31,352	1,530
25	100	1500	322,28860	101,91010	31,352	1,530
26	100	1500	322,28860	101,91010	31,352	1,530
27	100	1500	322,28860	101,91010	31,352	1,530
28	100	1500	322,28860	101,91010	31,352	1,530
29	100	1500	322,28860	101,91010	31,352	1,530
30	100	1500	322,28860	101,91010	31,352	1,530
31	100	1500	322,28860	101,91010	31,352	1,530
32	100	1500	322,28860	101,91010	31,352	1,530
33	100	1500	322,28860	101,91010	31,352	1,530
34	100	1500	322,28860	101,91010	31,352	1,530
35	100	1500	322,28860	101,91010	31,352	1,530
36	100	1500	322,28860	101,91010	31,352	1,530
37	100	1500	322,28860	101,91010	31,352	1,530
38	100	1500	322,28860	101,91010	31,352	1,530
39	100	1500	322,28860	101,91010	31,352	1,530
40	100	1500	322,28860	101,91010	31,352	1,530
41	100	1500	322,28860	101,91010	31,352	1,530
42	100	1500	322,28860	101,91010	31,352	1,530
43	100	1500	322,28860	101,91010	31,352	1,530
44	100	1500	322,28860	101,91010	31,352	1,530
45	100	1500	322,28860	101,91010	31,352	1,530
46	100	1500	322,28860	101,91010	31,352	1,530
47	100	1500	322,28860	101,91010	31,352	1,530
48	100	1500	322,28860	101,91010	31,352	1,530
49	100	1500	322,28860	101,91010	31,352	1,530
50	100	1500	322,28860	101,91010	31,352	1,530
51	100	1500	322,28860	101,91010	31,352	1,530
52	100	1500	322,28860	101,91010	31,352	1,530
53	100	1500	322,28860	101,91010	31,352	1,530
54	100	1500	322,28860	101,91010	31,352	1,530
55	100	1500	322,28860	101,91010	31,352	1,530
56	100	1500	322,28860	101,91010	31,352	1,530
57	100	1500	322,28860	101,91010	31,352	1,530
58	100	1500	322,28860	101,91010	31,352	1,530
59	100	1500	322,28860	101,91010	31,352	1,530
60	100	1500	322,28860	101,91010	31,352	1,530
61	100	1500	322,28860	101,91010	31,352	1,530
62	100	1500	322,28860	101,91010	31,352	1,530
63	100	1500	322,28860	101,91010	31,352	1,530
64	100	1500	322,28860	101,91010	31,352	1,530
65	100	1500	322,28860	101,91010	31,352	1,530
66	100	1500	322,28860	101,91010	31,352	1,530
67	100	1500	322,28860	101,91010	31,352	1,530
68	100	1500	322,28860	101,91010	31,352	1,530
69	100	1500	322,28860	101,91010	31,352	1,530
70	100	1500	322,28860	101,91010	31,352	1,530
71	100	1500	322,28860	101,91010	31,352	1,530
72	100	1500	322,28860	101,91010	31,352	1,530
73	100	1500	322,28860	101,91010	31,352	1,530
74	100	1500	322,28860	101,91010	31,352	1,530
75	100	1500	322,28860	101,91010	31,352	1,530
76	100	1500	322,28860	101,91010	31,352	1,530
77	100	1500	322,28860	101,91010	31,352	1,530
78	100	1500	322,28860	101,91010	31,352	1,530
79	100	1500	322,28860	101,91010	31,352	1,530
80	100	1500	322,28860	101,91010	31,352	1,530
81	100	1500	322,28860	101,91010	31,352	1,530
82	100	1500	322,28860	101,91010	31,352	1,530

Libretto delle misure



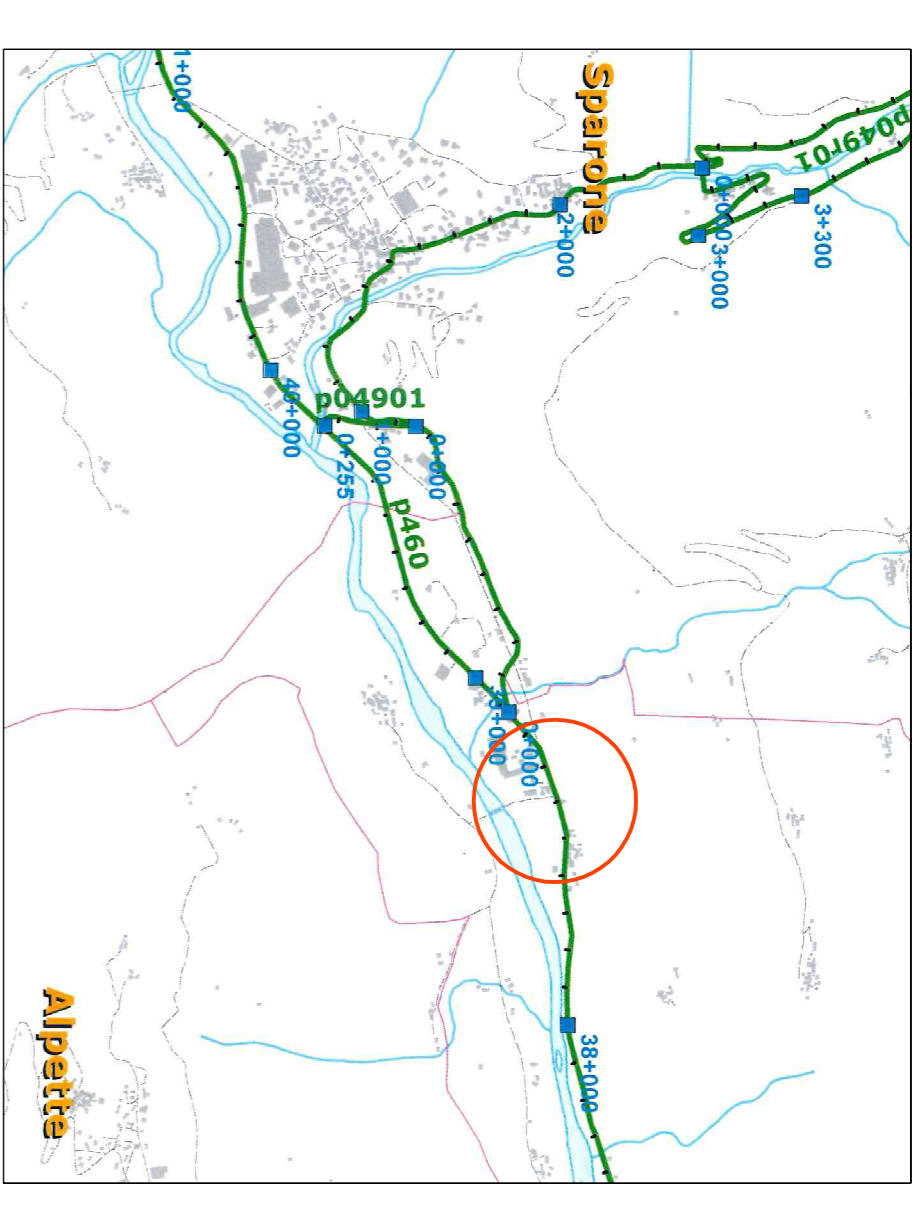
Lotto oggetto di intervento

Estratto P.R.G.C. - Scala 1:2000



Estratto di mappa Fig. 39 - Scala 1:2000

Estratto stradale informatizzato della città Metropolitana di Torino



Ortofoto 2009-2010 (regione Piemonte)



Rilievo planaltimetrico - scala 1:200 - con punti di ripresa fotografici

Estratto CTR

